

## **New Design: Pop Alu 28**

Following the design concept of the immensely successful Pop 25, already reflected in the Pop Alu 32 and furthering some concepts, we are introducing a new design in our line of twin keelers, now with 28 Ft ( 8.50 m LOA).




We had many requests for a Pop 25 in aluminum, or for a smaller Pop Alu 32, and decided to unite these two ideas into the Pop Alu 28.




The Pop Alu 28 unites the performance orientated sail plan of the Pop 25 with the robust aluminum construction of the Pop Alu 32, offering complete CNC kits for both the aluminum structure and the interior fit out plywood panels.







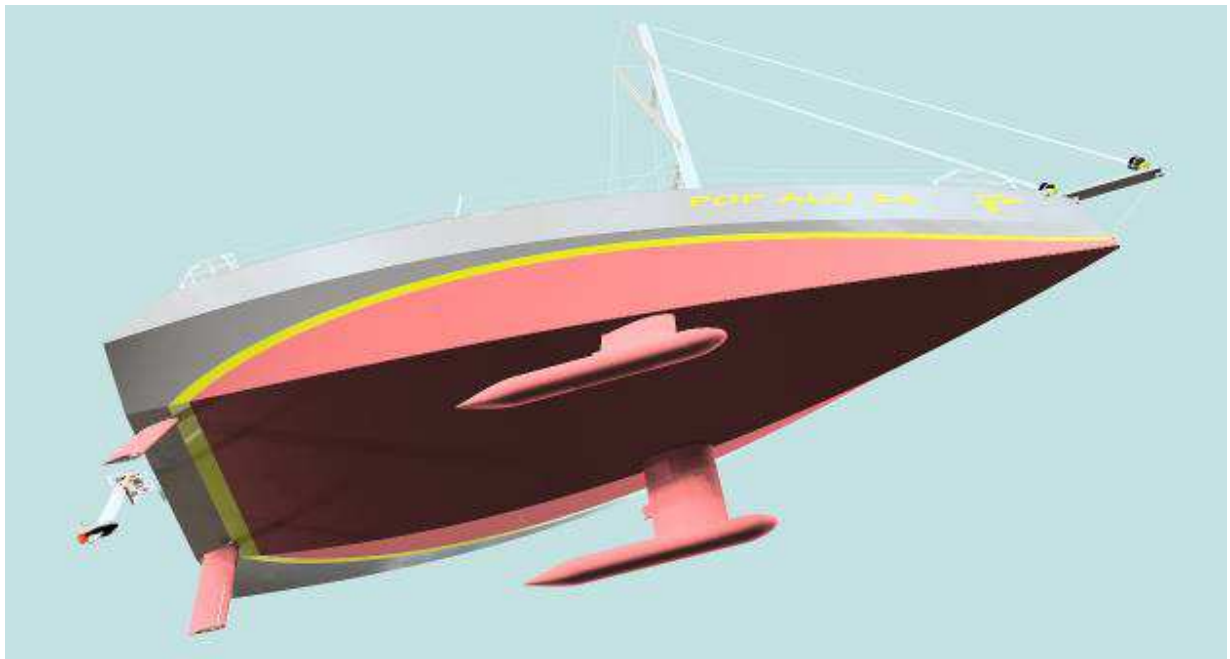
The sail plan has a square top full batten mainsail, a jib and a reacher on a permanent bowsprit, both fitted on roller furlers, enabling easy adjusting of the sail area to the prevailing conditions. A gennaker or asymmetrical spinnaker can also be added for light conditions or by the more performance oriented sailors.





We decided to offer the Pop Alu 28 as a compact blue water, all weather cruising boat, capable of cruising the world's oceans in total safety. The design meets the criterion from the European Community for open water, being in class A according to the Monohull Stability Index (STIX).


To achieve this, the Pop Alu 28 has twin bulb keels a little deeper than the Pop 25 and Pop Alu 32, but still a low draft of a little more than 1.50m ( less than 5 Ft) . All the advantages of easy beaching for maintenance are still present.



For good control there are twin spade rudders of robust aluminum construction, with a simple and easy to access tiller linking system.



For comfort we planned a dodger and a mainsail sheet that is managed from under it, freeing the cockpit and enabling protection while in easy reach of sail controls.



We fitted the Pop Alu 28 with an arch in the stern to receive two 140 Watt solar panels because we specify an electric outboard engine as main motorization option. With two 24 V lithium batteries and the solar panels, there is enough reserve for port manoeuvring.

Petrol outboards or even an inboard diesel sail drive can be accommodated for those who want greater motoring range.

The Pop Alu 28 can be a comfortable ocean cruiser for a couple, who can even receive the occasional visiting friends and kids for coast sailing.



There is an aft cabin with double berth separated from the main ambient by a curtain, a double V berth forward and a comfortable saloon with 5 places, because one guest can seat in the forward bed, as we structured the mast frame in a way to obviate the need for a mast column, leaving the entrance to the forward cabin totally free.







Behind the sofas there is storage space on both sides, and under them there are water tanks totalling 365 litres in the aft portion and the house batteries ahead of them.

To Port we have a galley with two burner alcohol stove and sink with storage space, and to Starboard the navigation and office space table with dedicated locker for electrics and electronics and a head compartment just behind it. The navigator can sit on the Starboard sofa facing the navigation table.





Behind the head there is a technical and storage space. Most electric systems can be fitted there and the electric outboard stored when not in use. The two 24 V lithium batteries are fitted one under the companionway ladder and the other under the aft berth.

We designed the electrical system with details for the convenience of amateur builders.



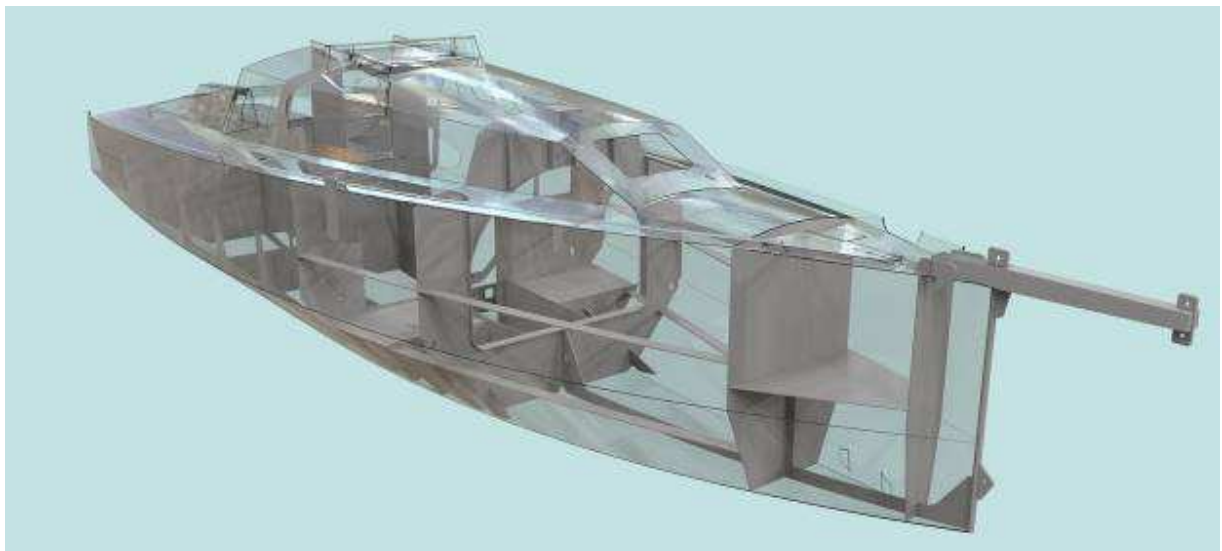
Completing the storage there is a sealed cockpit locker accessed through a watertight hatch on the floor to Starboard and two open side lockers.



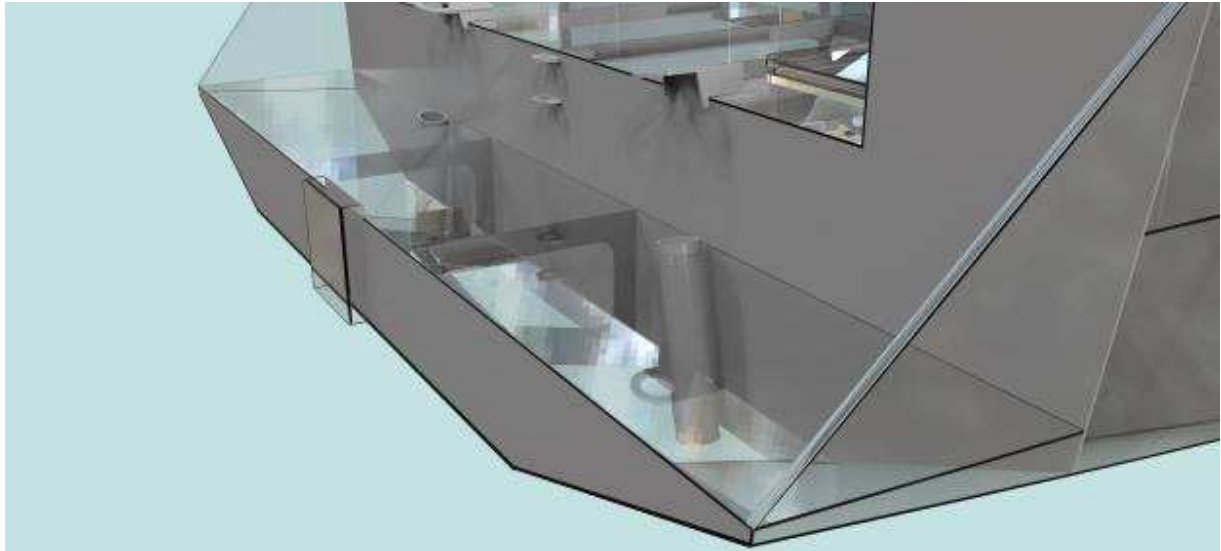


The anchor rode well is also generously proportioned, and a space for a manual windlass is provided (electric windlass could be installed for diesel powered versions or if a backup petrol generator is present).

There are two closed collision bulkheads, one total, about 30 cm aft of the stem, and one partial, with a sealed bottom under the anchor well. With strong structure and 8mm in the bottom panel, 6mm in the sides and 5mm in the deck, the Pop Alu 28 is very robust while maintaining a simple construction with a limited number of parts when compared to traditional thin plated aluminum construction. The hull is built already in the upside position, eliminating the need for the costly hull turning operation.



The rudder telescopic tubes are located behind the transom, inside a sealed compartment under the stern platform, minimizing any chance of flooding even when catastrophically tearing a rudder away due to collision with floating debris or grounding.



The Pop Alu 28 can offer the ideal sailing getaway boat for exploring the world's Oceans singlehandedly or in company, in great safety and with good sailing speed.





When the need to get free of fossil fuels is ever increasing, the Pop Alu 28 in its original conception does not need them for operation, as the auxiliary propulsion is electric and the galley cooker runs on alcohol. Seems like a good way to set out for the liberty of the Oceans.

